


GRAND PRIX OF QATAR

Qualifying Results



	Rider	Nation	Team	Motorcycle	Time	Lap	Total	Gap	Top Speed
1	5 Johann ZARCO	FRA	Monster Yamaha Tech 3	YAMAHA	Q2 1'53.680	7	7		337.9
2	93 Marc MARQUEZ	SPA	Repsol Honda Team	HONDA	Q2 1'53.882	7	7	0.202 0.202	341.9
3	9 Danilo PETRUCCI	ITA	Alma Pramac Racing	DUCATI	Q2 1'53.887	7	7	0.207 0.005	345.3
4	35 Cal CRUTCHLOW	GBR	LCR Honda CASTROL	HONDA	Q2 1'54.072	7	7	0.392 0.185	343.6
5	4 Andrea DOVIZIOSO	ITA	Ducati Team	DUCATI	Q2 1'54.074	3	7	0.394 0.002	344.6
6	42 Alex RINS	SPA	Team SUZUKI ECSTAR	SUZUKI	Q2 1'54.339	7	7	0.659 0.265	338.8
7	26 Dani PEDROSA	SPA	Repsol Honda Team	HONDA	Q2 1'54.368	6	7	0.688 0.029	336.7
8	46 Valentino ROSSI	ITA	Movistar Yamaha MotoGP	YAMAHA	Q2 1'54.389	7	7	0.709 0.021	334.6
9	99 Jorge LORENZO	SPA	Ducati Team	DUCATI	Q2 1'54.431	5	6	0.751 0.042	338.7
10	43 Jack MILLER	AUS	Alma Pramac Racing	DUCATI	Q2 1'54.449	7	7	0.769 0.018	338.8
11	29 Andrea IANNONE	ITA	Team SUZUKI ECSTAR	SUZUKI	Q2 1'54.619	7	7	0.939 0.170	335.0
12	25 Maverick VIÑALES	SPA	Movistar Yamaha MotoGP	YAMAHA	Q2 1'54.707	7	7	1.027 0.088	338.9
13	41 Aleix ESPARGARO	SPA	Aprilia Racing Team Gresini	APRILIA	Q1 1'55.140	6	7 (*)	0.506	332.6
14	21 Franco MORBIDELLI	ITA	EG 0,0 Marc VDS	HONDA	Q1 1'55.169	7	7 (*)	0.535 0.029	333.4
15	55 Hafizh SYAHRIN	MAL	Monster Yamaha Tech 3	YAMAHA	Q1 1'55.258	7	7 (*)	0.624 0.089	335.4
16	53 Tito RABAT	SPA	Reale Avintia Racing	DUCATI	Q1 1'55.273	7	7 (*)	0.639 0.015	333.5
17	45 Scott REDDING	GBR	Aprilia Racing Team Gresini	APRILIA	Q1 1'55.380	7	7 (*)	0.746 0.107	336.4
18	12 Thomas LUTHI	SWI	EG 0,0 Marc VDS	HONDA	Q1 1'55.381	6	7 (*)	0.747 0.001	332.7
19	17 Karel ABRAHAM	CZE	Angel Nieto Team	DUCATI	Q1 1'55.392	6	6 (*)	0.758 0.011	338.0
20	38 Bradley SMITH	GBR	Red Bull KTM Factory Racing	KTM	Q1 1'55.553	5	5 (*)	0.919 0.161	335.7
21	19 Alvaro BAUTISTA	SPA	Angel Nieto Team	DUCATI	Q1 1'55.638	6	7 (*)	1.004 0.085	338.3
22	44 Poi ESPARGARO	SPA	Red Bull KTM Factory Racing	KTM	Q1 1'55.706	3	6 (*)	1.072 0.068	339.6
23	30 Takaaki NAKAGAMI	JPN	LCR Honda IDEMITSU	HONDA	Q1 1'56.401	7	7 (*)	1.767 0.695	331.1
24	10 Xavier SIMEON	BEL	Reale Avintia Racing	DUCATI	Q1 1'56.545	6	7 (*)	1.911 0.144	337.1

* Gap with the fastest rider in the Q1 session.

Pole Position:		Johann ZARCO	1'53.680	170.3 Km/h
Q1 Best Lap:	Lap 7	Jack MILLER	(*) 1'54.634	168.9 Km/h
Circuit Record Lap:	2016	Jorge LORENZO	1'54.927	168.5 Km/h
Circuit Best Lap:	2018	Johann ZARCO	1'53.680	170.3 Km/h

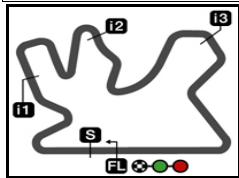
The results are provisional until the end of the limit for protest and appeals.

Time limit for protest expires 60' after publication of the results - Mr. Time:

These data/results cannot be reproduced, stored and/or transmitted in whole or in part by any manner of electronic, mechanical, photocopying, recording, broadcasting or otherwise now known or herein after developed without the previous express consent by the copyright owner, except for reproduction in daily press and regular printed publications on sale to the public within 60 days of the event related to those data/results and always provided that copyright symbol appears together as follows below.

© DORNA, 2018






5380 m.

GRAND PRIX OF QATAR

Qualifying Nr. 2

Classification

20

	Rider	Nation	Team	Motorcycle	Time	Lap Total	Gap	Top Speed
1	5 Johann ZARCO	FRA	Monster Yamaha Tech 3	YAMAHA	1'53.680	7 7		337.9
2	93 Marc MARQUEZ	SPA	Repsol Honda Team	HONDA	1'53.882	7 7	0.202 0.202	341.9
3	9 Danilo PETRUCCI	ITA	Alma Pramac Racing	DUCATI	1'53.887	7 7	0.207 0.005	345.3
4	35 Cal CRUTCHLOW	GBR	LCR Honda CASTROL	HONDA	1'54.072	7 7	0.392 0.185	343.6
5	4 Andrea DOVIZIOSO	ITA	Ducati Team	DUCATI	1'54.074	3 7	0.394 0.002	344.6
6	42 Alex RINS	SPA	Team SUZUKI ECSTAR	SUZUKI	1'54.339	7 7	0.659 0.265	338.8
7	26 Dani PEDROSA	SPA	Repsol Honda Team	HONDA	1'54.368	6 7	0.688 0.029	336.7
8	46 Valentino ROSSI	ITA	Movistar Yamaha MotoGP	YAMAHA	1'54.389	7 7	0.709 0.021	334.6
9	99 Jorge LORENZO	SPA	Ducati Team	DUCATI	1'54.431	5 6	0.751 0.042	338.7
10	43 Jack MILLER	AUS	Alma Pramac Racing	DUCATI	1'54.449	7 7	0.769 0.018	338.8
11	29 Andrea IANNONE	ITA	Team SUZUKI ECSTAR	SUZUKI	1'54.619	7 7	0.939 0.170	335.0
12	25 Maverick VIÑALES	SPA	Movistar Yamaha MotoGP	YAMAHA	1'54.707	7 7	1.027 0.088	338.9

Practice condition: **Dry**

Air: 24°

Humidity: 58%

Ground: 25°

Fastest Lap:	Lap: 7	Johann ZARCO	1'53.680	170.3 Km/h
Circuit Record Lap:	2016	Jorge LORENZO	1'54.927	168.5 Km/h
Circuit Best Lap:	2018	Johann ZARCO	1'53.680	170.3 Km/h

The results are provisional until the end of the limit for protest and appeals.

Time limit for protest expires 30' after publication of the results - Time:

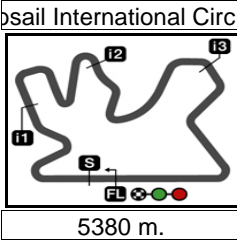
These data/results cannot be reproduced, stored and/or transmitted in whole or in part by any manner of electronic, mechanical, photocopying, recording, broadcasting or otherwise now known or herein after developed without the previous express consent by the copyright owner, except for reproduction in daily press and regular printed publications on sale to the public within 60 days of the event related to those data/results and always provided that copyright symbol appears together as follows below.

© DORNA, 2018

Official MotoGP Timing by **TISSOT**
www.motogp.com

Doha, Saturday, March 17, 2018





GRAND PRIX OF QATAR
Qualifying Nr. 2
Top Speed & Average

21

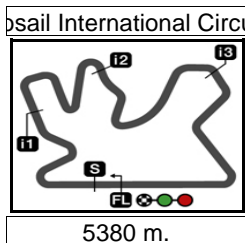


<i>Rider</i>	<i>Nation</i>	<i>Motorcycle</i>	<i>Top 5 speeds</i>					<i>Average</i>	<i>Top</i>
9 Danilo PETRUCCI	ITA	DUCATI	345.3	344.2	341.1	336.7	301.3	333.7	345.3
4 Andrea DOVIZIOSO	ITA	DUCATI	344.6	344.1	343.4	341.4	326.3	340.0	344.6
35 Cal CRUTCHLOW	GBR	HONDA	343.6	343.4	343.0	341.9	341.7	342.7	343.6
93 Marc MARQUEZ	SPA	HONDA	341.9	340.5	339.8	336.4	315.6	334.8	341.9
25 Maverick VIÑALES	SPA	YAMAHA	338.9	338.2	337.7	337.5	334.9	337.4	338.9
42 Alex RINS	SPA	SUZUKI	338.8	337.7	336.2	334.3	334.2	336.2	338.8
43 Jack MILLER	AUS	DUCATI	338.8	337.6	337.2	335.1	334.0	336.5	338.8
99 Jorge LORENZO	SPA	DUCATI	338.7	338.3	338.1	337.8	178.8	306.3	338.7
5 Johann ZARCO	FRA	YAMAHA	337.9	334.1	333.6	331.5	329.1	333.2	337.9
26 Dani PEDROSA	SPA	HONDA	336.7	336.0	335.9	335.2	334.4	335.6	336.7
29 Andrea IANNONE	ITA	SUZUKI	335.0	332.8	332.6	332.2	331.8	332.9	335.0
46 Valentino ROSSI	ITA	YAMAHA	334.6	334.4	334.1	333.5	331.7	333.7	334.6

These data/results cannot be reproduced, stored and/or transmitted in whole or in part by any manner of electronic, mechanical, photocopying, recording, broadcasting or otherwise now known or herein after developed without the previous express consent by the copyright owner, except for reproduction in daily press and regular printed publications on sale to the public within 60 days of the event related to those data/results and always provided that copyright symbol appears together as follows below.

© DORNA, 2018





Results and timing service provided by TISSOT

MotoGP™

GRAND PRIX OF QATAR

Qualifying Nr. 2

Chronological Analysis of Performances

22

* Lap / Sector time cancelled T1 Time from finish line to 1st intermediate T3 Time from 2nd intermed. to 3rd intermed.
P Crossing the finish line in pit lane T2 Time from 1st intermed. to 2nd intermed. T4 Time from 3rd intermediate to finish line

Lap	Lap Time	T1	T2	T3	T4	Speed	Lap	Lap Time	T1	T2	T3	T4	Speed	
1st	5	Johann ZARCO			Monster Yamaha Tec FRA		5	2'02.070	P	29.293	31.245	29.232	32.300	184.8
		Runs=2 Total laps=7 Full laps=4					6	2'05.877		24.824	33.737	35.180	32.136	343.6
		Run # 1 Front Tyre Slick-Medium Rear Tyre Slick-Soft					7	1'54.072		24.785	29.713	28.062	31.512	343.4
	1	2'42.459	P	31.157	31.416	28.929	32.201	176.3						
	2	1'54.700		25.016	29.893	28.189	31.602	333.6						
	3	1'54.528		24.831	29.843	28.144	31.710	334.1						
	4	1'56.334	P	25.996	30.909	28.845	30.584	329.1						
		Run # 2 Front Tyre Slick-Medium Rear Tyre Slick-Soft												
	5	2'02.059	P	29.480	31.371	29.205	32.003	179.9						
	6	1'55.056		24.915	30.120	28.405	31.616	337.9						
	7	1'53.680		24.764	29.488	27.941	31.487	331.5						
5th	4	Andrea DOVIZIOSO			Ducati Team ITA		5	2'46.904	P	30.924	31.783	29.486	31.724	169.1
		Runs=2 Total laps=7 Full laps=4					6	1'54.749		24.931	30.063	28.234	31.521	344.6
		Run # 1 Front Tyre Slick-Soft Rear Tyre Slick-Soft					7	1'54.074		24.853	29.771	28.131	31.319	344.1
	1	2'46.904	P	30.924	31.783	29.486	31.724	169.1						
	2	1'54.749		24.931	30.063	28.234	31.521	344.6						
	3	1'54.074		24.853	29.771	28.131	31.319	344.1						
	4	1'57.656	P	26.429	31.322	28.940	30.965	326.3						
		Run # 2 Front Tyre Slick-Soft Rear Tyre Slick-Soft												
	5	2'10.083	P	32.005	35.977	29.981	32.120	147.8						
	6	2'03.939		25.448	38.090	28.684	31.717	341.4						
	7	1'56.092		24.768	29.820	28.224	33.280	343.4						
6th	42	Alex RINS			Team SUZUKI ECST SPA		5	2'22.720	P	35.905	31.668	31.862	34.470	155.7
		Runs=2 Total laps=7 Full laps=4					6	1'55.222		25.072	30.015	28.317	31.818	337.7
		Run # 1 Front Tyre Slick-Soft Rear Tyre Slick-Soft					7	1'54.878		25.014	29.960	28.224	31.680	334.2
	1	2'22.720	P	35.905	31.668	31.862	34.470	155.7						
	2	1'55.222		25.072	30.015	28.317	31.818	337.7						
	3	1'54.878		25.014	29.960	28.224	31.680	334.2						
	4	1'59.940	P	29.401	31.341	28.810	30.388	334.3						
		Run # 2 Front Tyre Slick-Soft Rear Tyre Slick-Soft												
	5	2'02.618	P	29.700	31.223	29.330	32.365	176.7						
	6	1'55.074		24.974	29.907	28.095	32.098	338.8						
	7	1'54.339		24.869	29.753	28.045	31.672	336.2						
7th	26	Dani PEDROSA			Repsol Honda Team SPA		5	2'37.496	P	35.500	31.867	29.785	32.726	91.5
		Runs=2 Total laps=7 Full laps=4					6	1'55.748		25.378	30.008	28.489	31.873	335.2
		Run # 1 Front Tyre Slick-Medium Rear Tyre Slick-Soft					7	1'54.900		25.098	29.730	28.270	31.802	336.7
	1	2'37.496	P	35.500	31.867	29.785	32.726	91.5						
	2	1'55.748		25.378	30.008	28.489	31.873	335.2						
	3	1'54.900		25.098	29.730	28.270	31.802	336.7						
	4	2'02.287	P	27.113	31.975	32.325	30.874	336.0						
		Run # 2 Front Tyre Slick-Medium Rear Tyre Slick-Soft												
	5	2'04.966	P	33.626	30.586	28.941	31.813	98.1						
	6	1'54.368		24.942	29.669	28.082	31.675	335.9						
	7	2'03.619		25.011	32.747	32.701	33.160	334.4						
8th	46	Valentino ROSSI			Movistar Yamaha Mot ITA		5	2'45.712	P	38.701	37.065	29.715	31.972	91.8
		Runs=2 Total laps=7 Full laps=4					6	1'55.037		25.238	29.799	28.356	31.644	334.6
		Run # 1 Front Tyre Slick-Soft Rear Tyre Slick-Soft												
	1	2'45.712	P	38.701	37.065	29.715	31.972	91.8						
	2	1'55.037		25.238	29.799	28.356	31.644	334.6						

Fastest Lap: Johann ZARCO Monster Yamaha Tec FRA **1'53.680** 24.764 29.488 27.941 31.487

These data/results cannot be reproduced, stored and/or transmitted in whole or in part by any manner of electronic, mechanical, photocopying, recording, broadcasting or otherwise now known or herein after developed without the previous express consent by the copyright owner, except for reproduction in daily press and regular printed publications on sale to the public within 60 days of the event related to those data/results and always provided that copyright symbol appears together as follows below.
© DORNA, 2018



Qualifying Nr. 2

MotoGP

Lap	Lap Time	T1	T2	T3	T4	Speed	Lap	Lap Time	T1	T2	T3	T4	Speed
3	1'54.850	25.140	29.774	28.298	31.638	334.1							
4	1'54.892	P 26.166	30.466	28.712	29.548	333.5							
Run # 2		Front Tyre Slick-Soft		Rear Tyre Slick-Soft									
5	2'00.673	P 29.505	30.569	28.785	31.814	178.8							
6	1'58.103	25.162	32.694	28.671	31.576	331.7							
7	1'54.389	24.910	29.569	28.279	31.631	334.4							

9th 99 Jorge LORENZO Ducati Team SPA
Runs=2 Total laps=6 Full laps=3

Run # 1		Front Tyre Slick-Soft		Rear Tyre Slick-Soft									
1	3'09.049	P 29.880	31.007	28.818	32.206	178.2							
2	1'54.913	25.012	29.879	28.251	31.771	338.1							
3	1'55.733	P 26.005	30.799	28.793	30.136	338.7							
Run # 2		Front Tyre Slick-Soft		Rear Tyre Slick-Soft									
4	2'00.284	P 29.596	30.285	28.614	31.789	178.8							
5	1'54.431	24.850	29.631	28.187	31.763	338.3							
6	1'54.737	24.884	29.828	28.285	31.740	337.8							

10th 43 Jack MILLER Alma Pramac Racing AUS
Runs=2 Total laps=7 Full laps=4

Run # 1		Front Tyre Slick-Soft		Rear Tyre Slick-Medium									
1	2'22.968	P 31.262	32.003	32.589	34.263	181.2							
2	1'57.692	25.291	31.879	28.509	32.013	338.8							
3	1'54.490	24.951	29.838	28.155	31.546	337.6							
4	1'55.082	P 26.035	30.395	28.892	29.760	335.1							
Run # 2		Front Tyre -		Rear Tyre -									
5	2'13.230	P 30.377	35.161	31.431	36.261	146.9							
6	2'05.973	25.587	37.403	30.705	32.278	334.0							
7	1'54.449	24.924	29.810	28.235	31.480	337.2							

11th 29 Andrea IANNONE Team SUZUKI ECST ITA
Runs=2 Total laps=7 Full laps=4

Run # 1		Front Tyre Slick-Soft		Rear Tyre Slick-Soft									
1	2'23.906	P 29.173	30.653	29.516	33.801	184.8							
2	1'55.106	25.201	30.023	28.270	31.612	335.0							
3	1'54.662	24.995	29.917	28.096	31.654	331.8							
4	1'59.127	P 29.146	31.278	28.874	29.829	332.2							
Run # 2		Front Tyre Slick-Medium		Rear Tyre Slick-Soft									
5	2'08.803	P 30.362	35.516	30.527	32.398	179.1							
6	1'58.708	25.239	32.774	28.821	31.874	332.8							
7	1'54.619	25.019	29.807	28.039	31.754	332.6							

12th 25 Maverick VIÑALES Movistar Yamaha Mot SPA
Runs=2 Total laps=7 Full laps=4

Run # 1		Front Tyre Slick-Soft		Rear Tyre Slick-Soft									
1	2'22.248	P 29.919	31.646	31.846	32.731	180.0							
2	1'58.128	25.084	32.572	28.524	31.948	334.9							
3	1'54.745	24.928	29.928	28.207	31.682	337.7							
4	1'56.350	P 26.525	31.401	28.706	29.718	337.5							
Run # 2		Front Tyre Slick-Soft		Rear Tyre Slick-Soft									
5	2'06.878	P 30.506	31.008	31.844	33.520	156.5							
6	2'04.904	25.115	34.875	32.454	32.460	338.9							
7	1'54.707	24.894	29.919	28.182	31.712	338.2							

Fastest Lap: Johann ZARCO Monster Yamaha Tec FRA **1'53.680** 24.764 29.488 27.941 31.487


These data/results cannot be reproduced, stored and/or transmitted in whole or in part by any manner of electronic, mechanical, photocopying, recording, broadcasting or otherwise now known or herein after developed without the previous express consent by the copyright owner, except for reproduction in daily press and regular printed publications on sale to the public within 60 days of the event related to those data/results and always provided that copyright symbol appears together as follows below.
© DORNA, 2018

Official MotoGP Timing by TISSOT
www.motogp.com

Doha, Saturday, March 17, 2018

Page 2 of 2





GRAND PRIX OF QATAR
Provisional Starting Grid

Race : 22 laps = 118.36 km

23



1	1 1'53.680 5 Johann ZARCO Yamaha	2	2 1'53.882 93 Marc MARQUEZ Honda	3	3 1'53.887 9 Danilo PETRUCCI Ducati
2	4 1'54.072 35 Cal CRUTCHLOW Honda	3	5 1'54.074 4 Andrea DOVIZIOSO Ducati	4	6 1'54.339 42 Alex RINS Suzuki
3	7 1'54.368 26 Dani PEDROSA Honda	4	8 1'54.389 46 Valentino ROSSI Yamaha	5	9 1'54.431 99 Jorge LORENZO Ducati
4	10 1'54.449 43 Jack MILLER Ducati	5	11 1'54.619 29 Andrea IANNONE Suzuki	6	12 1'54.707 25 Maverick VIÑALES Yamaha
5	13 1'55.140 41 Aleix ESPARGARO Aprilia	6	14 1'55.169 21 Franco MORBIDELLI Honda	7	15 1'55.258 55 Hafizh SYAHRIN Yamaha
6	16 1'55.273 53 Tito RABAT Ducati	7	17 1'55.380 45 Scott REDDING Aprilia	8	18 1'55.381 12 Thomas LUTHI Honda
7	19 1'55.392 17 Karel ABRAHAM Ducati	8	20 1'55.553 38 Bradley SMITH KTM	9	21 1'55.638 19 Alvaro BAUTISTA Ducati
8	22 1'55.706 44 Pol ESPARGARO KTM	9	23 1'56.401 30 Takaaki NAKAGAMI Honda	10	24 1'56.545 10 Xavier SIMEON Ducati

The results are provisional until the end of the limit for protest and appeals and until the ratification of the Event Management Committee.

Time limit for protest expires 60' at the latest after publication of the results - Mr. Time:

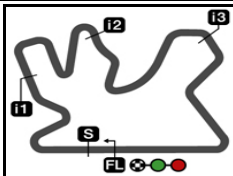
These data/results cannot be reproduced, stored and/or transmitted in whole or in part by any manner of electronic, mechanical, photocopying, recording, broadcasting or otherwise now known or herein after developed without the previous express consent by the copyright owner, except for reproduction in daily press and regular printed publications on sale to the public within 60 days of the event related to those data/results and always provided that copyright symbol appears together as follows below.

© DORNA, 2018

Official MotoGP Timing by **TISSOT**
www.motogp.com



Doha, Saturday, March 17, 2018



5380 m.

GRAND PRIX OF QATAR

BMW M Award - Best Qualifier MotoGP 2018

24

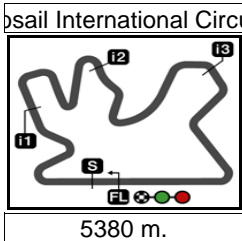
Rider	Nation	Points	QAT	ARG	AME	SPA	FRA	ITA	CAT	NED	GER	CZE	AUT	GBR	RSM	ARA	THA	JPN	AUS	MAL	
1 ZARCO Johann	FRA	25	25																		
2 MARQUEZ Marc	SPA	20	20																		
3 PETRUCCI Danilo	ITA	16	16																		
4 CRUTCHLOW Cal	GBR	13	13																		
5 DOVIZIOSO Andrea	ITA	11	11																		
6 RINS Alex	SPA	10	10																		
7 PEDROSA Dani	SPA	9	9																		
8 ROSSI Valentino	ITA	8	8																		
9 LORENZO Jorge	SPA	7	7																		
10 MILLER Jack	AUS	6	6																		
11 IANNONE Andrea	ITA	5	5																		
12 VIÑALES Maverick	SPA	4	4																		
13 ESPARGARO Aleix	SPA	3	3																		
14 MORBIDELLI Franco	ITA	2	2																		
15 SYHRIN Hafizh	MAL	1	1																		

These data/results cannot be reproduced, stored and/or transmitted in whole or in part by any manner of electronic, mechanical, photocopying, recording, broadcasting or otherwise now known or herein after developed without the previous express consent by the copyright owner, except for reproduction in daily press and regular printed publications on sale to the public within 60 days of the event related to those data/results and always provided that copyright symbol appears together as follows below.
© DORNA, 2018

Official MotoGP Timing by 
www.motogp.com



Doha, Saturday, March 17, 2018

**GRAND PRIX OF QATAR**

After the Qualifying Nr. 2

Event Best Maximum Speed

<i>Rider</i>	<i>Nation Team</i>	<i>Motorcycle</i>	<i>Km/h</i>	
9 Danilo PETRUCCI	ITA Alma Pramac Racing	DUCATI	350.8	Free Practice Nr. 1
4 Andrea DOVIZIOSO	ITA Ducati Team	DUCATI	350.7	Free Practice Nr. 2
35 Cal CRUTCHLOW	GBR LCR Honda CASTROL	HONDA	349.1	Free Practice Nr. 2
99 Jorge LORENZO	SPA Ducati Team	DUCATI	348.4	Free Practice Nr. 2
26 Dani PEDROSA	SPA Repsol Honda Team	HONDA	347.8	Free Practice Nr. 2
44 Pol ESPARGARO	SPA Red Bull KTM Factory Racing	KTM	347.4	Free Practice Nr. 2
93 Marc MARQUEZ	SPA Repsol Honda Team	HONDA	347.2	Free Practice Nr. 2
29 Andrea IANNOE	ITA Team SUZUKI ECSTAR	SUZUKI	345.3	Free Practice Nr. 2
25 Maverick VIÑALES	SPA Movistar Yamaha MotoGP	YAMAHA	345.2	Free Practice Nr. 2
41 Aleix ESPARGARO	SPA Aprilia Racing Team Gresini	APRILIA	345.0	Free Practice Nr. 2
10 Xavier SIMEON	BEL Reale Avintia Racing	DUCATI	344.7	Free Practice Nr. 1
43 Jack MILLER	AUS Alma Pramac Racing	DUCATI	344.4	Free Practice Nr. 2
46 Valentino ROSSI	ITA Movistar Yamaha MotoGP	YAMAHA	344.1	Free Practice Nr. 1
19 Alvaro BAUTISTA	SPA Angel Nieto Team	DUCATI	343.9	Free Practice Nr. 1
5 Johann ZARCO	FRA Monster Yamaha Tech 3	YAMAHA	343.7	Free Practice Nr. 2
53 Tito RABAT	SPA Reale Avintia Racing	DUCATI	343.4	Free Practice Nr. 2
30 Takaaki NAKAGAMI	JPN LCR Honda IDEMITSU	HONDA	343.2	Free Practice Nr. 1
17 Karel ABRAHAM	CZE Angel Nieto Team	DUCATI	343.2	Free Practice Nr. 2
38 Bradley SMITH	GBR Red Bull KTM Factory Racing	KTM	342.5	Free Practice Nr. 1
42 Alex RINS	SPA Team SUZUKI ECSTAR	SUZUKI	342.4	Free Practice Nr. 1
55 Hafizh SYAHRIN	MAL Monster Yamaha Tech 3	YAMAHA	341.8	Free Practice Nr. 2
45 Scott REDDING	GBR Aprilia Racing Team Gresini	APRILIA	341.4	Free Practice Nr. 2
21 Franco MORBIDELLI	ITA EG 0,0 Marc VDS	HONDA	341.1	Free Practice Nr. 2
12 Thomas LUTHI	SWI EG 0,0 Marc VDS	HONDA	337.7	Free Practice Nr. 1

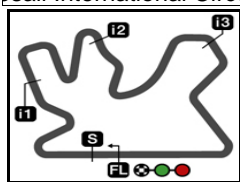
These data/results cannot be reproduced, stored and/or transmitted in whole or in part by any manner of electronic, mechanical, photocopying, recording, broadcasting or otherwise now known or herein after developed without the previous express consent by the copyright owner, except for reproduction in daily press and regular printed publications on sale to the public within 60 days of the event related to those data/results and always provided that copyright symbol appears together as follows below.

© DORNA, 2018

Official MotoGP Timing by TISSOT
www.motogp.com

Doha, Saturday, March 17, 2018





5380 m.

GRAND PRIX OF QATAR

Qualifying Nr. 2

Best Partial Times

MotoGP™

IT Ideal Lap Time, sum of the best partial times*BT* Best Lap Time

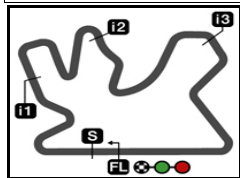
<i>T1</i>		<i>T2</i>		<i>T3</i>		<i>T4</i>				<i>IT</i>	<i>BT</i>	
<i>Pos</i>	<i>Rider</i>	<i>Time</i>	<i>Rider</i>	<i>Time</i>	<i>Rider</i>	<i>Time</i>	<i>Rider</i>	<i>Time</i>	<i>Pos</i>	<i>Rider</i>	<i>IT</i>	<i>BT</i>
1	D.PETRUCCI	24.704	J.ZARCO	29.488	D.PETRUCCI	27.890	A.DOVIZIOSO	31.319	1	J.ZARCO	1'53.680	1'53.680 (1)
2	M.MARQUEZ	24.720	V.ROSSI	29.569	J.ZARCO	27.941	M.MARQUEZ	31.476	2	M.MARQUEZ	1'53.863	1'53.882 (2)
3	J.ZARCO	24.764	J.LORENZO	29.631	M.MARQUEZ	28.023	J.MILLER	31.480	3	D.PETRUCCI	1'53.887	1'53.887 (3)
4	A.DOVIZIOSO	24.768	M.MARQUEZ	29.644	A.IANNONE	28.039	J.ZARCO	31.487	4	A.DOVIZIOSO	1'53.989	1'54.074 (5)
5	C.CRUTCHLOW	24.785	D.PEDROSA	29.669	A.RINS	28.045	D.PETRUCCI	31.511	5	C.CRUTCHLOW	1'54.072	1'54.072 (4)
6	J.LORENZO	24.850	C.CRUTCHLOW	29.713	C.CRUTCHLOW	28.062	C.CRUTCHLOW	31.512	6	V.ROSSI	1'54.334	1'54.389 (8)
7	A.RINS	24.869	A.RINS	29.753	D.PEDROSA	28.082	V.ROSSI	31.576	7	A.RINS	1'54.339	1'54.339 (6)
8	M.VIÑALES	24.894	A.DOVIZIOSO	29.771	A.DOVIZIOSO	28.131	A.IANNONE	31.612	8	D.PEDROSA	1'54.368	1'54.368 (7)
9	V.ROSSI	24.910	D.PETRUCCI	29.782	J.MILLER	28.155	A.RINS	31.672	9	J.MILLER	1'54.369	1'54.449 (10)
10	J.MILLER	24.924	A.IANNONE	29.807	M.VIÑALES	28.182	D.PEDROSA	31.675	10	J.LORENZO	1'54.408	1'54.431 (9)
11	D.PEDROSA	24.942	J.MILLER	29.810	J.LORENZO	28.187	M.VIÑALES	31.682	11	A.IANNONE	1'54.453	1'54.619 (11)
12	A.IANNONE	24.995	M.VIÑALES	29.919	V.ROSSI	28.279	J.LORENZO	31.740	12	M.VIÑALES	1'54.677	1'54.707 (12)

These data/results cannot be reproduced, stored and/or transmitted in whole or in part by any manner of electronic, mechanical, photocopying, recording, broadcasting or otherwise now known or herein after developed without the previous express consent by the copyright owner, except for reproduction in daily press and regular printed publications on sale to the public within 60 days of the event related to those data/results and always provided that copyright symbol appears together as follows below.

© DORNA, 2018

Official MotoGP Timing by **TISSOT**
www.motogp.com





5380 m.

GRAND PRIX OF QATAR
Qualifying Nr. 2
Fastest Laps Sequence

<i>Practice Time</i>	 <i>Rider</i>	<i>Nation</i>	<i>Motorcycle</i>	<i>Time</i>	<i>Km/h</i>	<i>Rider's Lap</i>
4'17.942	42 Alex RINS	SPA	SUZUKI	1'55.222	168.0	2
4'19.012	29 Andrea IANNONE	ITA	SUZUKI	1'55.106	168.2	2
4'37.159	5 Johann ZARCO	FRA	YAMAHA	1'54.700	168.8	2
4'37.333	93 Marc MARQUEZ	SPA	HONDA	1'54.411	169.2	2
6'31.701	93 Marc MARQUEZ	SPA	HONDA	1'54.368	169.3	3
6'35.727	4 Andrea DOVIZIOSO	ITA	DUCATI	1'54.074	169.7	3
16'22.947	5 Johann ZARCO	FRA	YAMAHA	1'53.680	170.3	7

These data/results cannot be reproduced, stored and/or transmitted in whole or in part by any manner of electronic, mechanical, photocopying, recording, broadcasting or otherwise now known or herein after developed without the previous express consent by the copyright owner, except for reproduction in daily press and regular printed publications on sale to the public within 60 days of the event related to those data/results and always provided that copyright symbol appears together as follows below.

© DORNA, 2018

Official MotoGP Timing by **TISSOT**
 www.motogp.com

Doha, Saturday, March 17, 2018

